

**Course:** ENG-101-H010: ENG 101 H010 - Composition One  
**Instructor:** Jennifer Peterson \*  
**Response Rate:** 15/21 (71.43 %)

1 - The instructor (Jennifer Peterson) is considerate of the students. -																
Response Option		Weight	Frequency	Percent	Percent Responses	Means										
Strongly Agree		(5)	14	93.33%		4.93	4.47	4.42	4.46							
Agree		(4)	1	6.67%		4.93	4.47	4.42	4.46							
Neutral		(3)	0	0.00%		4.93	4.47	4.42	4.46							
Disagree		(2)	0	0.00%		4.93	4.47	4.42	4.46							
Strongly Disagree		(1)	0	0.00%		4.93	4.47	4.42	4.46							
					0 25 50 100	Question	USM Bench	College Bench	School Bench							
Response Rate	Mean	STD	Median	USM Bench	Mean	STD	Median	College Bench	Mean	STD	Median	School Bench	Mean	STD	Median	
15/21 (71.43%)	4.93	0.26	5.00	49035	4.47	0.87	5.00	27608	4.42	0.90	5.00	3930	4.46	0.90	5.00	


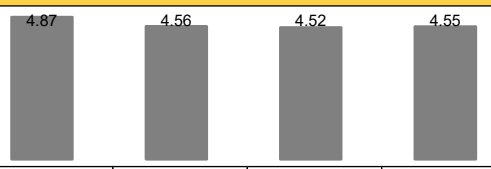

2 - The subject matter is delivered in a clear and organized manner by the instructor (Jennifer Peterson). -																
Response Option		Weight	Frequency	Percent	Percent Responses	Means										
Strongly Agree		(5)	14	93.33%		4.93	4.36	4.33	4.38							
Agree		(4)	1	6.67%		4.93	4.36	4.33	4.38							
Neutral		(3)	0	0.00%		4.93	4.36	4.33	4.38							
Disagree		(2)	0	0.00%		4.93	4.36	4.33	4.38							
Strongly Disagree		(1)	0	0.00%		4.93	4.36	4.33	4.38							
					0 25 50 100	Question	USM Bench	College Bench	School Bench							
Response Rate	Mean	STD	Median	USM Bench	Mean	STD	Median	College Bench	Mean	STD	Median	School Bench	Mean	STD	Median	
15/21 (71.43%)	4.93	0.26	5.00	48933	4.36	0.95	5.00	27536	4.33	0.97	5.00	3919	4.38	0.94	5.00	

3 - Tests and other requirements cover the course description in the syllabus.																
Response Option		Weight	Frequency	Percent	Percent Responses	Means										
Strongly Agree		(5)	13	86.67%		4.87	4.52	4.48	4.53							
Agree		(4)	2	13.33%		4.87	4.52	4.48	4.53							
Neutral		(3)	0	0.00%		4.87	4.52	4.48	4.53							
Disagree		(2)	0	0.00%		4.87	4.52	4.48	4.53							
Strongly Disagree		(1)	0	0.00%		4.87	4.52	4.48	4.53							
					0 25 50 100	Question	USM Bench	College Bench	School Bench							
Response Rate	Mean	STD	Median	USM Bench	Mean	STD	Median	College Bench	Mean	STD	Median	School Bench	Mean	STD	Median	
15/21 (71.43%)	4.87	0.35	5.00	47429	4.52	0.77	5.00	26823	4.48	0.79	5.00	3927	4.53	0.76	5.00	


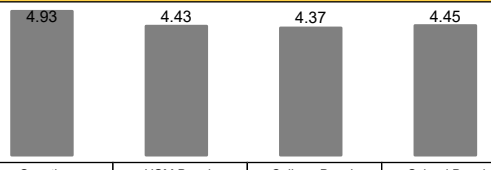

4 - The instructor (Jennifer Peterson) sets high academic standards. -																
Response Option		Weight	Frequency	Percent	Percent Responses	Means										
Strongly Agree		(5)	11	73.33%		4.73	4.52	4.48	4.55							
Agree		(4)	4	26.67%		4.73	4.52	4.48	4.55							
Neutral		(3)	0	0.00%		4.73	4.52	4.48	4.55							
Disagree		(2)	0	0.00%		4.73	4.52	4.48	4.55							
Strongly Disagree		(1)	0	0.00%		4.73	4.52	4.48	4.55							
					0 25 50 100	Question	USM Bench	College Bench	School Bench							
Response Rate	Mean	STD	Median	USM Bench	Mean	STD	Median	College Bench	Mean	STD	Median	School Bench	Mean	STD	Median	
15/21 (71.43%)	4.73	0.46	5.00	48859	4.52	0.75	5.00	27503	4.48	0.78	5.00	3917	4.55	0.72	5.00	

**Course:** ENG-101-H010: ENG 101 H010 - Composition One  
**Instructor:** Jennifer Peterson \*  
**Response Rate:** 15/21 (71.43 %)


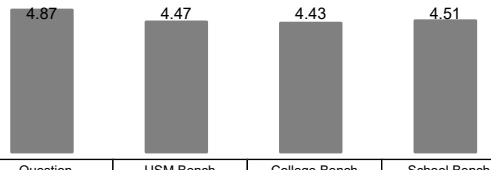

**5 - The instructor (Jennifer Peterson) follows the grading system outlined in the syllabus. -**

Response Option	Weight	Frequency	Percent	Percent Responses	Means															
Strongly Agree	(5)	13	86.67%			Question			USM Bench			College Bench			School Bench					
Agree	(4)	2	13.33%			4.87	4.56	4.52	4.55											
Neutral	(3)	0	0.00%																	
Disagree	(2)	0	0.00%																	
Strongly Disagree	(1)	0	0.00%																	
					0	25	50	100	Question			USM Bench			College Bench			School Bench		
Response Rate	Mean	STD	Median	USM Bench	Mean	STD	Median	College Bench	Mean	STD	Median	School Bench	Mean	STD	Median					
15/21 (71.43%)	4.87	0.35	5.00	48831	4.56	0.72	5.00	27479	4.52	0.75	5.00	3915	4.55	0.73	5.00					


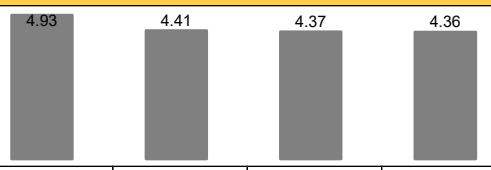

**6 - The instructor (Jennifer Peterson) is available for individual consultation and assistance. -**

Response Option	Weight	Frequency	Percent	Percent Responses	Means															
Strongly Agree	(5)	14	93.33%			Question			USM Bench			College Bench			School Bench					
Agree	(4)	1	6.67%			4.93	4.43	4.37	4.45											
Neutral	(3)	0	0.00%																	
Disagree	(2)	0	0.00%																	
Strongly Disagree	(1)	0	0.00%																	
					0	25	50	100	Question			USM Bench			College Bench			School Bench		
Response Rate	Mean	STD	Median	USM Bench	Mean	STD	Median	College Bench	Mean	STD	Median	School Bench	Mean	STD	Median					
15/21 (71.43%)	4.93	0.26	5.00	48872	4.43	0.87	5.00	27503	4.37	0.90	5.00	3916	4.45	0.85	5.00					

**7 - The instructor's (Jennifer Peterson) lectures, discussions, and/or demonstrations focus on the material outlined in the syllabus. -**

Response Option	Weight	Frequency	Percent	Percent Responses	Means															
Strongly Agree	(5)	13	86.67%			Question			USM Bench			College Bench			School Bench					
Agree	(4)	2	13.33%			4.87	4.47	4.43	4.51											
Neutral	(3)	0	0.00%																	
Disagree	(2)	0	0.00%																	
Strongly Disagree	(1)	0	0.00%																	
					0	25	50	100	Question			USM Bench			College Bench			School Bench		
Response Rate	Mean	STD	Median	USM Bench	Mean	STD	Median	College Bench	Mean	STD	Median	School Bench	Mean	STD	Median					
15/21 (71.43%)	4.87	0.35	5.00	48854	4.47	0.83	5.00	27483	4.43	0.85	5.00	3913	4.51	0.79	5.00					

**8 - The results of tests and assignments are returned in a reasonable amount of time. -**

Response Option	Weight	Frequency	Percent	Percent Responses	Means															
Strongly Agree	(5)	14	93.33%			Question			USM Bench			College Bench			School Bench					
Agree	(4)	1	6.67%			4.93	4.41	4.37	4.36											
Neutral	(3)	0	0.00%																	
Disagree	(2)	0	0.00%																	
Strongly Disagree	(1)	0	0.00%																	
					0	25	50	100	Question			USM Bench			College Bench			School Bench		
Response Rate	Mean	STD	Median	USM Bench	Mean	STD	Median	College Bench	Mean	STD	Median	School Bench	Mean	STD	Median					
15/21 (71.43%)	4.93	0.26	5.00	47471	4.41	0.90	5.00	26842	4.37	0.92	5.00	3922	4.36	0.91	5.00					

**Course:** ENG-101-H010: ENG 101 H010 - Composition One  
**Instructor:** Jennifer Peterson \*  
**Response Rate:** 15/21 (71.43%)

9 - The textbook(s) and/or other required materials support the course objectives.																				
Response Option		Weight	Frequency	Percent	Percent Responses	Means														
Strongly Agree		(5)	11	73.33%		4.47	4.41	4.35	4.38											
Agree		(4)	2	13.33%		4.47	4.41	4.35	4.38											
Neutral		(3)	1	6.67%		4.47	4.41	4.35	4.38											
Disagree		(2)	0	0.00%		4.47	4.41	4.35	4.38											
Strongly Disagree		(1)	1	6.67%		4.47	4.41	4.35	4.38											
					0	25	50	100	Question	USM Bench		College Bench		School Bench						
Response Rate	Mean	STD	Median	USM Bench	Mean	STD	Median	College Bench	Mean	STD	Median	School Bench	Mean	STD	Median					
15/21 (71.43%)	4.47	1.13	5.00	47439	4.41	0.86	5.00	26832	4.35	0.90	5.00	3926	4.38	0.89	5.00					

10 - The instructor (Jennifer Peterson) takes time to answer questions. -																				
Response Option		Weight	Frequency	Percent	Percent Responses	Means														
Strongly Agree		(5)	13	86.67%		4.87	4.42	4.36	4.43											
Agree		(4)	2	13.33%		4.87	4.42	4.36	4.43											
Neutral		(3)	0	0.00%		4.87	4.42	4.36	4.43											
Disagree		(2)	0	0.00%		4.87	4.42	4.36	4.43											
Strongly Disagree		(1)	0	0.00%		4.87	4.42	4.36	4.43											
					0	25	50	100	Question	USM Bench		College Bench		School Bench						
Response Rate	Mean	STD	Median	USM Bench	Mean	STD	Median	College Bench	Mean	STD	Median	School Bench	Mean	STD	Median					
15/21 (71.43%)	4.87	0.35	5.00	48844	4.42	0.88	5.00	27482	4.36	0.91	5.00	3915	4.43	0.88	5.00					

11 - The instructor (Jennifer Peterson) attempts to involve students in course discussions/activities. -																				
Response Option		Weight	Frequency	Percent	Percent Responses	Means														
Strongly Agree		(5)	14	93.33%		4.93	4.36	4.28	4.36											
Agree		(4)	1	6.67%		4.93	4.36	4.28	4.36											
Neutral		(3)	0	0.00%		4.93	4.36	4.28	4.36											
Disagree		(2)	0	0.00%		4.93	4.36	4.28	4.36											
Strongly Disagree		(1)	0	0.00%		4.93	4.36	4.28	4.36											
					0	25	50	100	Question	USM Bench		College Bench		School Bench						
Response Rate	Mean	STD	Median	USM Bench	Mean	STD	Median	College Bench	Mean	STD	Median	School Bench	Mean	STD	Median					
15/21 (71.43%)	4.93	0.26	5.00	48842	4.36	0.95	5.00	27500	4.28	1.00	5.00	3917	4.36	0.97	5.00					

12 - The instructor (Jennifer Peterson) communicates the importance of the subject matter. -																				
Response Option		Weight	Frequency	Percent	Percent Responses	Means														
Strongly Agree		(5)	13	86.67%		4.87	4.42	4.36	4.43											
Agree		(4)	2	13.33%		4.87	4.42	4.36	4.43											
Neutral		(3)	0	0.00%		4.87	4.42	4.36	4.43											
Disagree		(2)	0	0.00%		4.87	4.42	4.36	4.43											
Strongly Disagree		(1)	0	0.00%		4.87	4.42	4.36	4.43											
					0	25	50	100	Question	USM Bench		College Bench		School Bench						
Response Rate	Mean	STD	Median	USM Bench	Mean	STD	Median	College Bench	Mean	STD	Median	School Bench	Mean	STD	Median					
15/21 (71.43%)	4.87	0.35	5.00	48832	4.42	0.88	5.00	27470	4.36	0.91	5.00	3922	4.43	0.87	5.00					

**Course:** ENG-101-H010: ENG 101 H010 - Composition One  
**Instructor:** Jennifer Peterson \*  
**Response Rate:** 15/21 (71.43 %)

**13 - The instructor (Jennifer Peterson) uses examples to help students understand. -**

Response Option				Weight	Frequency	Percent	Percent Responses	Means							
Strongly Agree				(5)	13	86.67%		4.87	4.38	4.33	4.38				
Agree				(4)	2	13.33%									
Neutral				(3)	0	0.00%									
Disagree				(2)	0	0.00%									
Strongly Disagree				(1)	0	0.00%									
								0	25	50	100	Question	USM Bench	College Bench	School Bench
Response Rate	Mean	STD	Median	USM Bench	Mean	STD	Median	College Bench	Mean	STD	Median	School Bench	Mean	STD	Median
15/21 (71.43%)	4.87	0.35	5.00	48846	4.38	0.92	5.00	27486	4.33	0.95	5.00	3915	4.38	0.93	5.00

**14 - Overall rating of the instructor (Jennifer Peterson). -**

Response Option				Weight	Frequency	Percent	Percent Responses	Means							
Highest				(5)	13	92.86%		4.93	4.34	4.30	4.35				
High				(4)	1	7.14%									
Neutral				(3)	0	0.00%									
Low				(2)	0	0.00%									
Lowest				(1)	0	0.00%									
								0	25	50	100	Question	USM Bench	College Bench	School Bench
Response Rate	Mean	STD	Median	USM Bench	Mean	STD	Median	College Bench	Mean	STD	Median	School Bench	Mean	STD	Median
14/21 (66.67%)	4.93	0.27	5.00	48906	4.34	0.95	5.00	27514	4.30	0.97	5.00	3922	4.35	0.96	5.00

**15 - Overall rating of the course.**

Response Option				Weight	Frequency	Percent	Percent Responses	Means							
Highest				(5)	14	93.33%		4.93	4.22	4.16	4.18				
High				(4)	1	6.67%									
Neutral				(3)	0	0.00%									
Low				(2)	0	0.00%									
Lowest				(1)	0	0.00%									
								0	25	50	100	Question	USM Bench	College Bench	School Bench
Response Rate	Mean	STD	Median	USM Bench	Mean	STD	Median	College Bench	Mean	STD	Median	School Bench	Mean	STD	Median
15/21 (71.43%)	4.93	0.26	5.00	47449	4.22	1.02	5.00	26838	4.16	1.05	5.00	3923	4.18	1.04	5.00

**16 - Estimate of how much you learned in the course.**

Response Option				Weight	Frequency	Percent	Percent Responses	Means							
Highest				(5)	10	66.67%		4.67	4.20	4.14	4.13				
High				(4)	5	33.33%									
Neutral				(3)	0	0.00%									
Low				(2)	0	0.00%									
Lowest				(1)	0	0.00%									
								0	25	50	100	Question	USM Bench	College Bench	School Bench
Response Rate	Mean	STD	Median	USM Bench	Mean	STD	Median	College Bench	Mean	STD	Median	School Bench	Mean	STD	Median
15/21 (71.43%)	4.67	0.49	5.00	47464	4.20	1.00	5.00	26843	4.14	1.04	4.00	3919	4.13	1.04	4.00

**Course:** ENG-101-H010: ENG 101 H010 - Composition One  
**Instructor:** Jennifer Peterson \*  
**Response Rate:** 15/21 (71.43 %)

**17 - Effectiveness of the instructor (Jennifer Peterson) in stimulating your interest in the subject. -**

Response Option		Weight	Frequency	Percent	Percent Responses	Means									
Highest		(5)	12	80.00%		4.80	4.15	4.08	4.11						
High		(4)	3	20.00%											
Neutral		(3)	0	0.00%											
Low		(2)	0	0.00%											
Lowest		(1)	0	0.00%											
					0 25 50 100	Question	USM Bench	College Bench	School Bench						
Response Rate	Mean	STD	Median	USM Bench	Mean	STD	Median	College Bench	Mean	STD	Median	School Bench	Mean	STD	Median
15/21 (71.43%)	4.80	0.41	5.00	48827	4.15	1.09	5.00	27482	4.08	1.12	4.00	3915	4.11	1.12	5.00

**18 - Effectiveness of this course in challenging you intellectually.**

Response Option		Weight	Frequency	Percent	Percent Responses	Means									
Highest		(5)	10	66.67%		4.67	4.27	4.22	4.26						
High		(4)	5	33.33%											
Neutral		(3)	0	0.00%											
Low		(2)	0	0.00%											
Lowest		(1)	0	0.00%											
					0 25 50 100	Question	USM Bench	College Bench	School Bench						
Response Rate	Mean	STD	Median	USM Bench	Mean	STD	Median	College Bench	Mean	STD	Median	School Bench	Mean	STD	Median
15/21 (71.43%)	4.67	0.49	5.00	47379	4.27	0.96	5.00	26790	4.22	1.00	5.00	3913	4.26	0.95	5.00

**19 - The instructor (Jennifer Peterson) regularly led interaction with students in the class (for example: having conversations through discussion boards, doing live chats, live lecture/discussion or holding Zoom review sessions, or having live Q&A sessions). -**

Response Option		Weight	Frequency	Percent	Percent Responses	Means									
Strongly Agree		(5)	12	80.00%		4.73	4.30	4.23	4.35						
Agree		(4)	2	13.33%											
Neutral		(3)	1	6.67%											
Disagree		(2)	0	0.00%											
Strongly Disagree		(1)	0	0.00%											
N/A		(0)	0	0.00%											
					0 25 50 100	Question	USM Bench	College Bench	School Bench						
Response Rate	Mean	STD	Median	USM Bench	Mean	STD	Median	College Bench	Mean	STD	Median	School Bench	Mean	STD	Median
15/21 (71.43%)	4.73	0.59	5.00	48852	4.30	1.03	5.00	27493	4.23	1.07	5.00	3920	4.35	1.02	5.00

**20 - The instructor (Jennifer Peterson) maintained at least one virtual student office hour each week (e.g., on Zoom or other video or non-video platform) so that students could "drop in" to get help with class. -**

Response Option		Weight	Frequency	Percent	Percent Responses	Means									
Strongly Agree		(5)	11	73.33%		4.73	4.32	4.27	4.41						
Agree		(4)	4	26.67%											
Neutral		(3)	0	0.00%											
Disagree		(2)	0	0.00%											
Strongly Disagree		(1)	0	0.00%											
N/A		(0)	0	0.00%											
					0 25 50 100	Question	USM Bench	College Bench	School Bench						
Response Rate	Mean	STD	Median	USM Bench	Mean	STD	Median	College Bench	Mean	STD	Median	School Bench	Mean	STD	Median
15/21 (71.43%)	4.73	0.46	5.00	48940	4.32	0.96	5.00	27543	4.27	0.98	5.00	3928	4.41	0.88	5.00

---

**Course:** ENG-101-H010: ENG 101 H010 - Composition One  
**Instructor:** Jennifer Peterson \*  
**Response Rate:** 15/21 (71.43 %)

---

**21 - Comments.**

Response Rate	9/21 (42.86%)
---------------	---------------

- Professor Peterson is a great professor. She teaches the class very effectively, and she knows what is best for the students.
- Professor Peterson is great. Only complaint is that the textbook listed for this class was used very little and was basically an expensive paperweight because I never used it.
- I strongly disliked English classes until I took her course. She made writing enjoyable and easy to understand. I have definitely grown as a writer and come to love writing because of her.
- We did not use the English book all semester that was required. Please don't require students to pay for books they don't need. Overall English Class was good.
- An amazing teacher that engages with her students regularly. Would definitely take her again.
- Very good class !
- Great teacher! Enjoyed every assignment and she made the Team Meetings interesting!
- Love this instructor because she is super sweet and helpful. She is also very confident with her teaching.
- Great teacher