

Course: ENG-102-H030: ENG 102 H030 - Composition Two
Instructor: Jennifer Peterson *
Response Rate: 13/17 (76.47%)

1 - The instructor (Jennifer Peterson) is considerate of the students. -

Response Option				Weight	Frequency	Percent	Percent Responses	Means									
Strongly Agree				(5)	9	69.23%		4.62	4.46	4.41	4.45						
Agree				(4)	3	23.08%											
Neutral				(3)	1	7.69%											
Disagree				(2)	0	0.00%											
Strongly Disagree				(1)	0	0.00%											
								0	25	50	100	Question	USM Bench	College Bench	School Bench		
Response Rate	Mean	STD	Median	USM Bench	Mean	STD	Median	College Bench	Mean	STD	Median	School Bench	Mean	STD	Median		
13/17 (76.47%)	4.62	0.65	5.00	41351	4.46	0.88	5.00	21732	4.41	0.92	5.00	3396	4.45	0.91	5.00		

2 - The subject matter is delivered in a clear and organized manner by the instructor (Jennifer Peterson). -

Response Option				Weight	Frequency	Percent	Percent Responses	Means									
Strongly Agree				(5)	9	69.23%		4.62	4.36	4.33	4.37						
Agree				(4)	3	23.08%											
Neutral				(3)	1	7.69%											
Disagree				(2)	0	0.00%											
Strongly Disagree				(1)	0	0.00%											
								0	25	50	100	Question	USM Bench	College Bench	School Bench		
Response Rate	Mean	STD	Median	USM Bench	Mean	STD	Median	College Bench	Mean	STD	Median	School Bench	Mean	STD	Median		
13/17 (76.47%)	4.62	0.65	5.00	41206	4.36	0.96	5.00	21652	4.33	0.98	5.00	3391	4.37	0.94	5.00		

3 - Tests and other requirements cover the course description in the syllabus. -




Response Option				Weight	Frequency	Percent	Percent Responses	Means									
Strongly Agree				(5)	8	61.54%		4.46	4.52	4.48	4.52						
Agree				(4)	3	23.08%											
Neutral				(3)	2	15.38%											
Disagree				(2)	0	0.00%											
Strongly Disagree				(1)	0	0.00%											
								0	25	50	100	Question	USM Bench	College Bench	School Bench		
Response Rate	Mean	STD	Median	USM Bench	Mean	STD	Median	College Bench	Mean	STD	Median	School Bench	Mean	STD	Median		
13/17 (76.47%)	4.46	0.78	5.00	40135	4.52	0.77	5.00	21340	4.48	0.81	5.00	3390	4.52	0.77	5.00		

4 - The instructor (Jennifer Peterson) sets high academic standards. -




Response Option				Weight	Frequency	Percent	Percent Responses	Means									
Strongly Agree				(5)	7	53.85%		4.46	4.53	4.49	4.56						
Agree				(4)	5	38.46%											
Neutral				(3)	1	7.69%											
Disagree				(2)	0	0.00%											
Strongly Disagree				(1)	0	0.00%											
								0	25	50	100	Question	USM Bench	College Bench	School Bench		
Response Rate	Mean	STD	Median	USM Bench	Mean	STD	Median	College Bench	Mean	STD	Median	School Bench	Mean	STD	Median		
13/17 (76.47%)	4.46	0.66	5.00	41178	4.53	0.75	5.00	21619	4.49	0.78	5.00	3387	4.56	0.73	5.00		

Course: ENG-102-H030: ENG 102 H030 - Composition Two
Instructor: Jennifer Peterson *
Response Rate: 13/17 (76.47%)




5 - The instructor (Jennifer Peterson) follows the grading system outlined in the syllabus. -

Response Option	Weight	Frequency	Percent	Percent Responses	Means										
Strongly Agree	(5)	9	69.23%		4.62	4.56	4.52	4.54							
Agree	(4)	3	23.08%												
Neutral	(3)	1	7.69%												
Disagree	(2)	0	0.00%												
Strongly Disagree	(1)	0	0.00%												
					0	25	50	100	Question	USM Bench	College Bench	School Bench			
Response Rate	Mean	STD	Median	USM Bench	Mean	STD	Median	College Bench	Mean	STD	Median	School Bench	Mean	STD	Median
13/17 (76.47%)	4.62	0.65	5.00	41109	4.56	0.73	5.00	21594	4.52	0.77	5.00	3383	4.54	0.75	5.00




6 - The instructor (Jennifer Peterson) is available for individual consultation and assistance. -

Response Option	Weight	Frequency	Percent	Percent Responses	Means										
Strongly Agree	(5)	10	76.92%		4.69	4.45	4.40	4.46							
Agree	(4)	2	15.38%												
Neutral	(3)	1	7.69%												
Disagree	(2)	0	0.00%												
Strongly Disagree	(1)	0	0.00%												
					0	25	50	100	Question	USM Bench	College Bench	School Bench			
Response Rate	Mean	STD	Median	USM Bench	Mean	STD	Median	College Bench	Mean	STD	Median	School Bench	Mean	STD	Median
13/17 (76.47%)	4.69	0.63	5.00	41120	4.45	0.84	5.00	21613	4.40	0.88	5.00	3387	4.46	0.84	5.00

7 - The instructor's (Jennifer Peterson) lectures, discussions, and/or demonstrations focus on the material outlined in the syllabus. -

Response Option	Weight	Frequency	Percent	Percent Responses	Means										
Strongly Agree	(5)	10	76.92%		4.69	4.47	4.44	4.51							
Agree	(4)	2	15.38%												
Neutral	(3)	1	7.69%												
Disagree	(2)	0	0.00%												
Strongly Disagree	(1)	0	0.00%												
					0	25	50	100	Question	USM Bench	College Bench	School Bench			
Response Rate	Mean	STD	Median	USM Bench	Mean	STD	Median	College Bench	Mean	STD	Median	School Bench	Mean	STD	Median
13/17 (76.47%)	4.69	0.63	5.00	41148	4.47	0.83	5.00	21619	4.44	0.86	5.00	3384	4.51	0.80	5.00

8 - The results of tests and assignments are returned in a reasonable amount of time. -

Response Option	Weight	Frequency	Percent	Percent Responses	Means										
Strongly Agree	(5)	7	53.85%		4.46	4.40	4.37	4.30							
Agree	(4)	5	38.46%												
Neutral	(3)	1	7.69%												
Disagree	(2)	0	0.00%												
Strongly Disagree	(1)	0	0.00%												
					0	25	50	100	Question	USM Bench	College Bench	School Bench			
Response Rate	Mean	STD	Median	USM Bench	Mean	STD	Median	College Bench	Mean	STD	Median	School Bench	Mean	STD	Median
13/17 (76.47%)	4.46	0.66	5.00	40178	4.40	0.92	5.00	21347	4.37	0.94	5.00	3392	4.30	0.98	5.00

Course: ENG-102-H030: ENG 102 H030 - Composition Two
Instructor: Jennifer Peterson *
Response Rate: 13/17 (76.47%)

9 - The textbook(s) and/or other required materials support the course objectives.

Response Option					Weight	Frequency	Percent	Percent Responses	Means							
Strongly Agree					(5)	8	61.54%		4.46	4.43	4.39	4.42				
Agree					(4)	3	23.08%									
Neutral					(3)	2	15.38%									
Disagree					(2)	0	0.00%									
Strongly Disagree					(1)	0	0.00%									
									0	25	50	100	Question	USM Bench	College Bench	School Bench
Response Rate	Mean	STD	Median	USM Bench	Mean	STD	Median	College Bench	Mean	STD	Median	School Bench	Mean	STD	Median	
13/17 (76.47%)	4.46	0.78	5.00	40178	4.43	0.85	5.00	21351	4.39	0.88	5.00	3385	4.42	0.85	5.00	

10 - The instructor (Jennifer Peterson) takes time to answer questions. -

Response Option					Weight	Frequency	Percent	Percent Responses	Means							
Strongly Agree					(5)	10	76.92%		4.69	4.44	4.38	4.45				
Agree					(4)	2	15.38%									
Neutral					(3)	1	7.69%									
Disagree					(2)	0	0.00%									
Strongly Disagree					(1)	0	0.00%									
									0	25	50	100	Question	USM Bench	College Bench	School Bench
Response Rate	Mean	STD	Median	USM Bench	Mean	STD	Median	College Bench	Mean	STD	Median	School Bench	Mean	STD	Median	
13/17 (76.47%)	4.69	0.63	5.00	41168	4.44	0.87	5.00	21633	4.38	0.91	5.00	3391	4.45	0.85	5.00	

11 - The instructor (Jennifer Peterson) attempts to involve students in course discussions/activities. -

Response Option					Weight	Frequency	Percent	Percent Responses	Means							
Strongly Agree					(5)	9	69.23%		4.62	4.38	4.30	4.40				
Agree					(4)	3	23.08%									
Neutral					(3)	1	7.69%									
Disagree					(2)	0	0.00%									
Strongly Disagree					(1)	0	0.00%									
									0	25	50	100	Question	USM Bench	College Bench	School Bench
Response Rate	Mean	STD	Median	USM Bench	Mean	STD	Median	College Bench	Mean	STD	Median	School Bench	Mean	STD	Median	
13/17 (76.47%)	4.62	0.65	5.00	41136	4.38	0.95	5.00	21615	4.30	1.00	5.00	3391	4.40	0.95	5.00	

12 - The instructor (Jennifer Peterson) communicates the importance of the subject matter. -

Response Option					Weight	Frequency	Percent	Percent Responses	Means							
Strongly Agree					(5)	8	61.54%		4.54	4.44	4.38	4.45				
Agree					(4)	4	30.77%									
Neutral					(3)	1	7.69%									
Disagree					(2)	0	0.00%									
Strongly Disagree					(1)	0	0.00%									
									0	25	50	100	Question	USM Bench	College Bench	School Bench
Response Rate	Mean	STD	Median	USM Bench	Mean	STD	Median	College Bench	Mean	STD	Median	School Bench	Mean	STD	Median	
13/17 (76.47%)	4.54	0.66	5.00	41107	4.44	0.87	5.00	21602	4.38	0.91	5.00	3387	4.45	0.84	5.00	

Course: ENG-102-H030: ENG 102 H030 - Composition Two
Instructor: Jennifer Peterson *
Response Rate: 13/17 (76.47%)

13 - The instructor (Jennifer Peterson) uses examples to help students understand. -

Response Option	Weight	Frequency	Percent	Percent Responses	Means										
Strongly Agree	(5)	10	76.92%		4.69	4.40	4.36	4.41							
Agree	(4)	2	15.38%												
Neutral	(3)	1	7.69%												
Disagree	(2)	0	0.00%												
Strongly Disagree	(1)	0	0.00%												
					0	25	50	100	Question	USM Bench	College Bench	School Bench			
Response Rate	Mean	STD	Median	USM Bench	Mean	STD	Median	College Bench	Mean	STD	Median	School Bench	Mean	STD	Median
13/17 (76.47%)	4.69	0.63	5.00	41124	4.40	0.91	5.00	21609	4.36	0.94	5.00	3383	4.41	0.90	5.00

14 - Overall rating of the instructor (Jennifer Peterson). -

Response Option	Weight	Frequency	Percent	Percent Responses	Means										
Highest	(5)	9	69.23%		4.62	4.35	4.30	4.36							
High	(4)	3	23.08%												
Neutral	(3)	1	7.69%												
Low	(2)	0	0.00%												
Lowest	(1)	0	0.00%												
					0	25	50	100	Question	USM Bench	College Bench	School Bench			
Response Rate	Mean	STD	Median	USM Bench	Mean	STD	Median	College Bench	Mean	STD	Median	School Bench	Mean	STD	Median
13/17 (76.47%)	4.62	0.65	5.00	41200	4.35	0.95	5.00	21639	4.30	0.98	5.00	3389	4.36	0.95	5.00

15 - Overall rating of the course.

Response Option	Weight	Frequency	Percent	Percent Responses	Means										
Highest	(5)	6	46.15%		4.31	4.25	4.19	4.19							
High	(4)	5	38.46%												
Neutral	(3)	2	15.38%												
Low	(2)	0	0.00%												
Lowest	(1)	0	0.00%												
					0	25	50	100	Question	USM Bench	College Bench	School Bench			
Response Rate	Mean	STD	Median	USM Bench	Mean	STD	Median	College Bench	Mean	STD	Median	School Bench	Mean	STD	Median
13/17 (76.47%)	4.31	0.75	4.00	40166	4.25	1.01	5.00	21345	4.19	1.04	5.00	3395	4.19	1.06	5.00

16 - Estimate of how much you learned in the course.

Response Option	Weight	Frequency	Percent	Percent Responses	Means										
Highest	(5)	5	38.46%		4.31	4.25	4.19	4.18							
High	(4)	7	53.85%												
Neutral	(3)	1	7.69%												
Low	(2)	0	0.00%												
Lowest	(1)	0	0.00%												
					0	25	50	100	Question	USM Bench	College Bench	School Bench			
Response Rate	Mean	STD	Median	USM Bench	Mean	STD	Median	College Bench	Mean	STD	Median	School Bench	Mean	STD	Median
13/17 (76.47%)	4.31	0.63	4.00	40189	4.25	0.98	5.00	21362	4.19	1.01	4.00	3389	4.18	1.01	4.00

Course: ENG-102-H030: ENG 102 H030 - Composition Two
Instructor: Jennifer Peterson *
Response Rate: 13/17 (76.47%)

17 - Effectiveness of the instructor (Jennifer Peterson) in stimulating your interest in the subject. -

Response Option	Weight	Frequency	Percent	Percent Responses	Means										
Highest	(5)	7	53.85%		4.31	4.17	4.12	4.15							
High	(4)	3	23.08%												
Neutral	(3)	3	23.08%												
Low	(2)	0	0.00%												
Lowest	(1)	0	0.00%												
					0	25	50	100	Question	USM Bench	College Bench	School Bench			
Response Rate	Mean	STD	Median	USM Bench	Mean	STD	Median	College Bench	Mean	STD	Median	School Bench	Mean	STD	Median
13/17 (76.47%)	4.31	0.85	5.00	41148	4.17	1.08	5.00	21627	4.12	1.11	5.00	3389	4.15	1.10	5.00

18 - Effectiveness of this course in challenging you intellectually.

Response Option	Weight	Frequency	Percent	Percent Responses	Means										
Highest	(5)	5	38.46%		4.31	4.32	4.29	4.29							
High	(4)	7	53.85%												
Neutral	(3)	1	7.69%												
Low	(2)	0	0.00%												
Lowest	(1)	0	0.00%												
					0	25	50	100	Question	USM Bench	College Bench	School Bench			
Response Rate	Mean	STD	Median	USM Bench	Mean	STD	Median	College Bench	Mean	STD	Median	School Bench	Mean	STD	Median
13/17 (76.47%)	4.31	0.63	4.00	40111	4.32	0.92	5.00	21325	4.29	0.94	5.00	3383	4.29	0.93	5.00

19 - The instructor (Jennifer Peterson) regularly led interaction with students in the class (for example: having conversations through discussion boards, doing live chats, live lecture/discussion or holding Zoom review sessions, or having live Q&A sessions). -

Response Option	Weight	Frequency	Percent	Percent Responses	Means										
Strongly Agree	(5)	10	76.92%		4.69	4.33	4.26	4.39							
Agree	(4)	2	15.38%												
Neutral	(3)	1	7.69%												
Disagree	(2)	0	0.00%												
Strongly Disagree	(1)	0	0.00%												
N/A	(0)	0	0.00%												
					0	25	50	100	Question	USM Bench	College Bench	School Bench			
Response Rate	Mean	STD	Median	USM Bench	Mean	STD	Median	College Bench	Mean	STD	Median	School Bench	Mean	STD	Median
13/17 (76.47%)	4.69	0.63	5.00	41137	4.33	1.00	5.00	21608	4.26	1.04	5.00	3384	4.39	0.95	5.00

20 - The instructor (Jennifer Peterson) maintained at least one virtual student office hour each week (e.g., on Zoom or other video or non-video platform) so that students could "drop in" to get help with class. -

Response Option	Weight	Frequency	Percent	Percent Responses	Means										
Strongly Agree	(5)	8	61.54%		4.46	4.36	4.32	4.43							
Agree	(4)	3	23.08%												
Neutral	(3)	2	15.38%												
Disagree	(2)	0	0.00%												
Strongly Disagree	(1)	0	0.00%												
N/A	(0)	0	0.00%												
					0	25	50	100	Question	USM Bench	College Bench	School Bench			
Response Rate	Mean	STD	Median	USM Bench	Mean	STD	Median	College Bench	Mean	STD	Median	School Bench	Mean	STD	Median
13/17 (76.47%)	4.46	0.78	5.00	41207	4.36	0.92	5.00	21654	4.32	0.94	5.00	3392	4.43	0.85	5.00

Course: ENG-102-H030: ENG 102 H030 - Composition Two
Instructor: Jennifer Peterson *
Response Rate: 13/17 (76.47 %)

21 - Comments.

Jennifer Peterson

Response Rate	
4/17 (23.53%)	

- I found her to be very personable and enjoyable. I recommend her course highly and respect her as an educator.
- Mrs. Peterson is such a great professor! You can tell she loves being a teacher and she truly wants her students to succeed. She is so considerate of her students and meets them with grace every time. She made this course so interesting with what we focused on which was discourse communities. I learned a lot even about those. She has shaped my writing to be a lot better too. Overall, she is so amazing and I will truly miss her class.
- Loved this class and Mrs. Peterson was such an amazing teacher.
- Honestly, she is one of the best teachers I've had while at USM. She was super considerate and understanding, while also holding true to the goals of the course.