

Course: ENG-101-H003: ENG 101 H003 - Composition One
Instructor: Jennifer Peterson *
Response Rate: 16/22 (72.73 %)

1 - Instructor-RelatedPlease indicate your level of agreement with the following statements.

The instructor ([Instructor Name]) presented course material in a clear manner that facilitated learning.

Response Option	Weight	Frequency	Percent	Percent Responses	Means										
Strongly Agree	(5)	14	87.50%		4.88	4.40	4.35	4.36							
Agree	(4)	2	12.50%												
Neutral	(3)	0	0.00%												
Disagree	(2)	0	0.00%												
Strongly Disagree	(1)	0	0.00%												
Not Applicable	(0)	0	0.00%												
					0	25	50	100	Question	USM Bench	College Bench	School Bench			
Response Rate	Mean	STD	Median	USM Bench	Mean	STD	Median	College Bench	Mean	STD	Median	School Bench	Mean	STD	Median
16/22 (72.73%)	4.88	0.34	5.00	37951	4.40	0.96	5.00	20121	4.35	1.01	5.00	3009	4.36	1.04	5.00

1 - Instructor-RelatedPlease indicate your level of agreement with the following statements.

The instructor ([Instructor Name]) graded me consistently according to the evaluation criteria outlined in the syllabus.

Response Option	Weight	Frequency	Percent	Percent Responses	Means										
Strongly Agree	(5)	15	93.75%		4.94	4.52	4.47	4.44							
Agree	(4)	1	6.25%												
Neutral	(3)	0	0.00%												
Disagree	(2)	0	0.00%												
Strongly Disagree	(1)	0	0.00%												
Not Applicable	(0)	0	0.00%												
					0	25	50	100	Question	USM Bench	College Bench	School Bench			
Response Rate	Mean	STD	Median	USM Bench	Mean	STD	Median	College Bench	Mean	STD	Median	School Bench	Mean	STD	Median
16/22 (72.73%)	4.94	0.25	5.00	37721	4.52	0.81	5.00	20003	4.47	0.86	5.00	2994	4.44	0.93	5.00

1 - Instructor-RelatedPlease indicate your level of agreement with the following statements.

The instructor ([Instructor Name]) was responsive to me individually (in-person, email exchange, Zoom, etc.).

Response Option	Weight	Frequency	Percent	Percent Responses	Means										
Strongly Agree	(5)	15	93.75%		4.94	4.48	4.42	4.46							
Agree	(4)	1	6.25%												
Neutral	(3)	0	0.00%												
Disagree	(2)	0	0.00%												
Strongly Disagree	(1)	0	0.00%												
Not Applicable	(0)	0	0.00%												
					0	25	50	100	Question	USM Bench	College Bench	School Bench			
Response Rate	Mean	STD	Median	USM Bench	Mean	STD	Median	College Bench	Mean	STD	Median	School Bench	Mean	STD	Median
16/22 (72.73%)	4.94	0.25	5.00	37714	4.48	0.87	5.00	19995	4.42	0.93	5.00	2998	4.46	0.94	5.00

1 - Instructor-RelatedPlease indicate your level of agreement with the following statements.

The instructor's ([Instructor Name]) lectures, discussions, and/or demonstrations focused on the material outlined in the syllabus.

Response Option	Weight	Frequency	Percent	Percent Responses	Means										
Strongly Agree	(5)	15	93.75%		4.94	4.52	4.48	4.47							
Agree	(4)	1	6.25%												
Neutral	(3)	0	0.00%												
Disagree	(2)	0	0.00%												
Strongly Disagree	(1)	0	0.00%												
Not Applicable	(0)	0	0.00%												
					0	25	50	100	Question	USM Bench	College Bench	School Bench			
Response Rate	Mean	STD	Median	USM Bench	Mean	STD	Median	College Bench	Mean	STD	Median	School Bench	Mean	STD	Median
16/22 (72.73%)	4.94	0.25	5.00	37701	4.52	0.82	5.00	19983	4.48	0.85	5.00	2990	4.47	0.91	5.00

Course: ENG-101-H003: ENG 101 H003 - Composition One
Instructor: Jennifer Peterson *
Response Rate: 16/22 (72.73 %)

1 - Instructor-Related Please indicate your level of agreement with the following statements.
The instructor ([Instructor Name]) was helpful when I had difficulties or questions.

Response Option	Weight	Frequency	Percent	Percent Responses	Means										
Strongly Agree	(5)	15	93.75%		4.94	4.44	4.38	4.41							
Agree	(4)	1	6.25%												
Neutral	(3)	0	0.00%												
Disagree	(2)	0	0.00%												
Strongly Disagree	(1)	0	0.00%												
Not Applicable	(0)	0	0.00%												
					0	25	50	100							
					Question	USM Bench	College Bench	School Bench							
Response Rate	Mean	STD	Median	USM Bench	Mean	STD	Median	College Bench	Mean	STD	Median	School Bench	Mean	STD	Median
16/22 (72.73%)	4.94	0.25	5.00	37694	4.44	0.93	5.00	19980	4.38	0.99	5.00	2987	4.41	0.99	5.00

1 - Instructor-Related Please indicate your level of agreement with the following statements.
The instructor ([Instructor Name]) demonstrated the importance and significance of the subject matter.

Response Option	Weight	Frequency	Percent	Percent Responses	Means										
Strongly Agree	(5)	14	87.50%		4.88	4.48	4.42	4.43							
Agree	(4)	2	12.50%												
Neutral	(3)	0	0.00%												
Disagree	(2)	0	0.00%												
Strongly Disagree	(1)	0	0.00%												
Not Applicable	(0)	0	0.00%												
					0	25	50	100							
					Question	USM Bench	College Bench	School Bench							
Response Rate	Mean	STD	Median	USM Bench	Mean	STD	Median	College Bench	Mean	STD	Median	School Bench	Mean	STD	Median
16/22 (72.73%)	4.88	0.34	5.00	37541	4.48	0.87	5.00	19910	4.42	0.93	5.00	2977	4.43	0.95	5.00

2 - Please indicate your level of agreement regarding the following statements.
The instructor ([Instructor Name]) created an environment that was conducive to learning.

Response Option	Weight	Frequency	Percent	Percent Responses	Means										
Strongly Agree	(5)	16	100.00%		5.00	4.42	4.36	4.37							
Agree	(4)	0	0.00%												
Neutral	(3)	0	0.00%												
Disagree	(2)	0	0.00%												
Strongly Disagree	(1)	0	0.00%												
Not Applicable	(0)	0	0.00%												
					0	25	50	100							
					Question	USM Bench	College Bench	School Bench							
Response Rate	Mean	STD	Median	USM Bench	Mean	STD	Median	College Bench	Mean	STD	Median	School Bench	Mean	STD	Median
16/22 (72.73%)	5.00	0.00	5.00	37708	4.42	0.93	5.00	19980	4.36	0.98	5.00	2993	4.37	1.01	5.00

2 - Please indicate your level of agreement regarding the following statements.
The instructor ([Instructor Name]) provided clear constructive feedback on assignments.

Response Option	Weight	Frequency	Percent	Percent Responses	Means										
Strongly Agree	(5)	16	100.00%		5.00	4.35	4.29	4.35							
Agree	(4)	0	0.00%												
Neutral	(3)	0	0.00%												
Disagree	(2)	0	0.00%												
Strongly Disagree	(1)	0	0.00%												
Not Applicable	(0)	0	0.00%												
					0	25	50	100							
					Question	USM Bench	College Bench	School Bench							
Response Rate	Mean	STD	Median	USM Bench	Mean	STD	Median	College Bench	Mean	STD	Median	School Bench	Mean	STD	Median
16/22 (72.73%)	5.00	0.00	5.00	37652	4.35	1.01	5.00	19952	4.29	1.05	5.00	2989	4.35	1.02	5.00

Course: ENG-101-H003: ENG 101 H003 - Composition One
Instructor: Jennifer Peterson *
Response Rate: 16/22 (72.73 %)

2 - Please indicate your level of agreement regarding the following statements.

The instructor ([Instructor Name]) encouraged student questions and participation.

Response Option				Weight	Frequency	Percent	Percent Responses				Means						
Strongly Agree	(5)	16	100.00%	100%				5.00	4.49	4.42	4.47						
Agree	(4)	0	0.00%	0%													
Neutral	(3)	0	0.00%	0%													
Disagree	(2)	0	0.00%	0%													
Strongly Disagree	(1)	0	0.00%	0%													
Not Applicable	(0)	0	0.00%	0%													
							0	25	50	100	Question	USM Bench	College Bench	School Bench			
Response Rate	Mean	STD	Median	USM Bench	Mean	STD	Median	College Bench	Mean	STD	Median	School Bench	Mean	STD	Median		
16/22 (72.73%)	5.00	0.00	5.00	37626	4.49	0.87	5.00	19939	4.42	0.93	5.00	2981	4.47	0.95	5.00		

2 - Please indicate your level of agreement regarding the following statements.

The instructor ([Instructor Name]) created a course environment respectful to diverse viewpoints.

Response Option				Weight	Frequency	Percent	Percent Responses				Means						
Strongly Agree	(5)	16	100.00%	100%				5.00	4.49	4.43	4.47						
Agree	(4)	0	0.00%	0%													
Neutral	(3)	0	0.00%	0%													
Disagree	(2)	0	0.00%	0%													
Strongly Disagree	(1)	0	0.00%	0%													
Not Applicable	(0)	0	0.00%	0%													
							0	25	50	100	Question	USM Bench	College Bench	School Bench			
Response Rate	Mean	STD	Median	USM Bench	Mean	STD	Median	College Bench	Mean	STD	Median	School Bench	Mean	STD	Median		
16/22 (72.73%)	5.00	0.00	5.00	37540	4.49	0.85	5.00	19888	4.43	0.91	5.00	2981	4.47	0.95	5.00		

3 - Course-RelatedPlease indicate your level agreement with the following statements.

Assignments, examinations, lectures and/or readings were reflective of the course content in the syllabus.

Response Option				Weight	Frequency	Percent	Percent Responses				Means						
Strongly Agree	(5)	15	93.75%	93.75%				4.94	4.54	4.49	4.49						
Agree	(4)	1	6.25%	6.25%													
Neutral	(3)	0	0.00%	0%													
Disagree	(2)	0	0.00%	0%													
Strongly Disagree	(1)	0	0.00%	0%													
Not Applicable	(0)	0	0.00%	0%													
							0	25	50	100	Question	USM Bench	College Bench	School Bench			
Response Rate	Mean	STD	Median	USM Bench	Mean	STD	Median	College Bench	Mean	STD	Median	School Bench	Mean	STD	Median		
16/22 (72.73%)	4.94	0.25	5.00	37723	4.54	0.78	5.00	19991	4.49	0.83	5.00	2997	4.49	0.87	5.00		

3 - Course-RelatedPlease indicate your level agreement with the following statements.

I had a clear understanding of the course objectives.

Response Option				Weight	Frequency	Percent	Percent Responses				Means						
Strongly Agree	(5)	15	93.75%	93.75%				4.94	4.41	4.34	4.32						
Agree	(4)	1	6.25%	6.25%													
Neutral	(3)	0	0.00%	0%													
Disagree	(2)	0	0.00%	0%													
Strongly Disagree	(1)	0	0.00%	0%													
Not Applicable	(0)	0	0.00%	0%													
							0	25	50	100	Question	USM Bench	College Bench	School Bench			
Response Rate	Mean	STD	Median	USM Bench	Mean	STD	Median	College Bench	Mean	STD	Median	School Bench	Mean	STD	Median		
16/22 (72.73%)	4.94	0.25	5.00	37666	4.41	0.94	5.00	19951	4.34	1.00	5.00	2993	4.32	1.05	5.00		

Course: ENG-101-H003: ENG 101 H003 - Composition One
Instructor: Jennifer Peterson *
Response Rate: 16/22 (72.73 %)

3 - Course-RelatedPlease indicate your level agreement with the following statements.

This course improved my understanding of concepts and principles in this field.

Response Option				Weight	Frequency	Percent	Percent Responses				Means							
Strongly Agree				(5)	13	86.67%					4.87		4.42		4.36		4.34	
Agree				(4)	2	13.33%												
Neutral				(3)	0	0.00%												
Disagree				(2)	0	0.00%												
Strongly Disagree				(1)	0	0.00%												
Not Applicable				(0)	0	0.00%												
0 25 50 100																		
								Question		USM Bench		College Bench		School Bench				
Response Rate	Mean	STD	Median	USM Bench	Mean	STD	Median	College Bench	Mean	STD	Median	School Bench	Mean	STD	Median			
15/22 (68.18%)	4.87	0.35	5.00	37549	4.42	0.94	5.00	19894	4.36	1.00	5.00	2982	4.34	1.05	5.00			

3 - Course-RelatedPlease indicate your level agreement with the following statements.

The instructional materials (i.e. books, readings, handouts, lab manuals, software) increased my knowledge and skills in the subject matter.

Response Option				Weight	Frequency	Percent	Percent Responses				Means							
Strongly Agree				(5)	14	87.50%					4.88		4.40		4.34		4.32	
Agree				(4)	2	12.50%												
Neutral				(3)	0	0.00%												
Disagree				(2)	0	0.00%												
Strongly Disagree				(1)	0	0.00%												
Not Applicable				(0)	0	0.00%												
0 25 50 100																		
								Question		USM Bench		College Bench		School Bench				
Response Rate	Mean	STD	Median	USM Bench	Mean	STD	Median	College Bench	Mean	STD	Median	School Bench	Mean	STD	Median			
16/22 (72.73%)	4.88	0.34	5.00	37623	4.40	0.94	5.00	19946	4.34	1.00	5.00	2992	4.32	1.05	5.00			

3 - Course-RelatedPlease indicate your level agreement with the following statements.

The course assignments (readings, assigned problems, labs, videos, etc.) facilitated my learning.

Response Option				Weight	Frequency	Percent	Percent Responses				Means							
Strongly Agree				(5)	14	87.50%					4.88		4.42		4.36		4.35	
Agree				(4)	2	12.50%												
Neutral				(3)	0	0.00%												
Disagree				(2)	0	0.00%												
Strongly Disagree				(1)	0	0.00%												
Not Applicable				(0)	0	0.00%												
0 25 50 100																		
								Question		USM Bench		College Bench		School Bench				
Response Rate	Mean	STD	Median	USM Bench	Mean	STD	Median	College Bench	Mean	STD	Median	School Bench	Mean	STD	Median			
16/22 (72.73%)	4.88	0.34	5.00	37477	4.42	0.93	5.00	19853	4.36	0.98	5.00	2971	4.35	1.02	5.00			

4 - Student Self-EvaluationPlease indicate your level of agreement with the following statements.

I attended class regularly.

Response Option				Weight	Frequency	Percent	Percent Responses				Means							
Strongly Agree				(5)	13	81.25%					4.75		4.58		4.53		4.44	
Agree				(4)	2	12.50%												
Neutral				(3)	1	6.25%												
Disagree				(2)	0	0.00%												
Strongly Disagree				(1)	0	0.00%												
Not Applicable				(0)	0	0.00%												
0 25 50 100																		
								Question		USM Bench		College Bench		School Bench				
Response Rate	Mean	STD	Median	USM Bench	Mean	STD	Median	College Bench	Mean	STD	Median	School Bench	Mean	STD	Median			
16/22 (72.73%)	4.75	0.58	5.00	37759	4.58	0.74	5.00	20021	4.53	0.79	5.00	2996	4.44	0.85	5.00			

Course: ENG-101-H003: ENG 101 H003 - Composition One
Instructor: Jennifer Peterson *
Response Rate: 16/22 (72.73 %)

4 - Student Self-EvaluationPlease indicate your level of agreement with the following statements.

I was consistently prepared for class.

Response Option	Weight	Frequency	Percent	Percent Responses	Means										
Strongly Agree	(5)	14	87.50%		4.88	4.50	4.45	4.39							
Agree	(4)	2	12.50%												
Neutral	(3)	0	0.00%												
Disagree	(2)	0	0.00%												
Strongly Disagree	(1)	0	0.00%												
Not Applicable	(0)	0	0.00%												
					0	25	50	100	Question	USM Bench	College Bench	School Bench			
Response Rate	Mean	STD	Median	USM Bench	Mean	STD	Median	College Bench	Mean	STD	Median	School Bench	Mean	STD	Median
16/22 (72.73%)	4.88	0.34	5.00	37658	4.50	0.75	5.00	19971	4.45	0.79	5.00	2991	4.39	0.82	5.00

4 - Student Self-EvaluationPlease indicate your level of agreement with the following statements.

I am satisfied with my effort in this class.

Response Option	Weight	Frequency	Percent	Percent Responses	Means										
Strongly Agree	(5)	14	87.50%		4.81	4.45	4.37	4.34							
Agree	(4)	1	6.25%												
Neutral	(3)	1	6.25%												
Disagree	(2)	0	0.00%												
Strongly Disagree	(1)	0	0.00%												
Not Applicable	(0)	0	0.00%												
					0	25	50	100	Question	USM Bench	College Bench	School Bench			
Response Rate	Mean	STD	Median	USM Bench	Mean	STD	Median	College Bench	Mean	STD	Median	School Bench	Mean	STD	Median
16/22 (72.73%)	4.81	0.54	5.00	37580	4.45	0.84	5.00	19920	4.37	0.90	5.00	2978	4.34	0.91	5.00

4 - Student Self-EvaluationPlease indicate your level of agreement with the following statements.

I reached out for help when I needed it (tutoring services, other students, etc.).

Response Option	Weight	Frequency	Percent	Percent Responses	Means										
Strongly Agree	(5)	14	87.50%		4.69	4.44	4.36	4.33							
Agree	(4)	0	0.00%												
Neutral	(3)	1	6.25%												
Disagree	(2)	1	6.25%												
Strongly Disagree	(1)	0	0.00%												
Not Applicable	(0)	0	0.00%												
					0	25	50	100	Question	USM Bench	College Bench	School Bench			
Response Rate	Mean	STD	Median	USM Bench	Mean	STD	Median	College Bench	Mean	STD	Median	School Bench	Mean	STD	Median
16/22 (72.73%)	4.69	0.87	5.00	37598	4.44	0.84	5.00	19930	4.36	0.89	5.00	2984	4.33	0.90	5.00

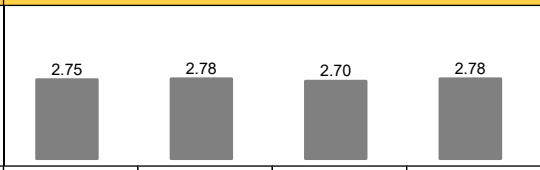
4 - Student Self-EvaluationPlease indicate your level of agreement with the following statements.

I was able to meet the course expectations.


Response Option	Weight	Frequency	Percent	Percent Responses	Means										
Strongly Agree	(5)	15	93.75%		4.94	4.49	4.41	4.40							
Agree	(4)	1	6.25%												
Neutral	(3)	0	0.00%												
Disagree	(2)	0	0.00%												
Strongly Disagree	(1)	0	0.00%												
Not Applicable	(0)	0	0.00%												
					0	25	50	100	Question	USM Bench	College Bench	School Bench			
Response Rate	Mean	STD	Median	USM Bench	Mean	STD	Median	College Bench	Mean	STD	Median	School Bench	Mean	STD	Median
16/22 (72.73%)	4.94	0.25	5.00	37388	4.49	0.78	5.00	19841	4.41	0.85	5.00	2976	4.40	0.83	5.00

Course: ENG-101-H003: ENG 101 H003 - Composition One
Instructor: Jennifer Peterson *
Response Rate: 16/22 (72.73 %)

5 - On average, how many hours per week did you spend on this course--outside of attending class in-person or virtually--including completing assignments, reviewing notes, writing papers, and any other course preparation?

Response Option	Weight	Frequency	Percent	Percent Responses	Means										
0	(1)	0	0.00%												
1-3	(2)	6	37.50%	█											
4-6	(3)	8	50.00%	█											
7-9	(4)	2	12.50%	█											
10+	(5)	0	0.00%												
					0	25	50	100	Question	USM Bench	College Bench	School Bench			
Response Rate	Mean	STD	Median	USM Bench	Mean	STD	Median	College Bench	Mean	STD	Median	School Bench	Mean	STD	Median
16/22 (72.73%)	2.75	0.68	3.00	37656	2.78	0.93	3.00	19957	2.70	0.93	3.00	2988	2.78	0.83	3.00

6 - What grade do you expect to receive in this course?

Response Option	Weight	Frequency	Percent	Percent Responses	Means										
A+, A, or A-	(1)	13	81.25%	██████████											
B+, B, or B-	(2)	3	18.75%	█											
C+, C, or C-	(3)	0	0.00%												
D+ or D	(4)	0	0.00%												
E	(5)	0	0.00%												
F	(6)	0	0.00%												
I	(7)	0	0.00%												
N/NP	(8)	0	0.00%												
P	(9)	0	0.00%												
S	(10)	0	0.00%												
U	(11)	0	0.00%												
					0	25	50	100	Question	USM Bench	College Bench	School Bench			
Response Rate	Mean	STD	Median	USM Bench	Mean	STD	Median	College Bench	Mean	STD	Median	School Bench	Mean	STD	Median
16/22 (72.73%)	1.19	0.40	1.00	37705	1.60	1.15	1.00	19974	1.69	1.21	1.00	2999	1.65	1.00	1.00

7 - What are one to three specific things about this course and/or instructor that helped support student learning?

Response Rate	11/22 (50%)
<ul style="list-style-type: none"> • Mrs. Peterson is great with engaging with students and is overall a very good teacher. • She is very understanding of what we need and she always accommodates. • Mrs. Peterson has a clear understanding of how students learn and how to facilitate efficient learning. She is very good at being aware of each individual student and addressing their individual needs. She understands the amount of work required of each student from every class and adjusts accordingly to ensure that we are able to learn without getting overwhelmed. When we do get overwhelmed, she has been there to help get us back on top of our workload. • Professor Peterson always kindly offered help after class, she explained things thoroughly every class, and encouraged class discussion and group activities. • she was very helpful • This course allowed me to become more confident in my writing and it allowed me to learn more about writing. • She is an amazing teacher Made class fun and listened to her students • - she was understanding of everyone's needs to be able to get through the course - she very patient and kind all the time - she took her time to explain what she needed and expected of us to do with our class work • The instructor was very thorough when it came to introducing new concepts to the class, would often encourage asking questions and gave us lots of examples. Was generally friendly, easy to talk to and flexible when it came to issues. Made the relatively basic English Comp. 101 material and course much more enjoyable and fun and the learning process more engaging. • She was very accommodating and would always help us regardless of what it was. She was very nice and made the class feel fun. • Attentiveness to students needs 	


Course: ENG-101-H003: ENG 101 H003 - Composition One
Instructor: Jennifer Peterson *
Response Rate: 16/22 (72.73 %)

8 - What are one to three specific things about this course and/or instructor that could be improved to help support student learning?

Response Rate 11/22 (50%)


- Would sometimes get a little off topic, but this happened very rarely.
- None, it was a great course.
- At times, the class discussions got off topic and weren't fully brought back around. The only thing I think could be improved would be ensuring that class discussions stay on topic and that rabbit holes aren't followed for extended periods of time.
- there isnt really anything else she can do because everything was great
- dont have any
- I believe that nothing needs to be improved.
- Nothing she's amazing
- - i have nothing to say here, i enjoyed this class so much. she's an amazing teacher
- N/A
- N/A
- Just keep doing what she's doing

9 - Did this course require any textbooks or course materials?

Response Option	Weight	Frequency	Percent	Percent Responses	Means										
Yes	(1)	15	100.00%		1.00	1.36	1.43	1.23							
No	(2)	0	0.00%												
					0	25	50	100							
					Question	USM Bench	College Bench	School Bench							
Response Rate	Mean	STD	Median	USM Bench	Mean	STD	Median	College Bench	Mean	STD	Median	School Bench	Mean	STD	Median
15/22 (68.18%)	1.00	0.00	1.00	37241	1.36	0.48	1.00	19692	1.43	0.49	1.00	2957	1.23	0.42	1.00




10 - Please indicate the requirement status for the following textbooks or course materials.

Textbook

Response Option	Weight	Frequency	Percent	Percent Responses	Means										
Required	(1)	14	100.00%		1.00	1.15	1.19	1.17							
Not required	(2)	0	0.00%												
Not Applicable	(0)	0	0.00%												
					0	25	50	100							
					Question	USM Bench	College Bench	School Bench							
Response Rate	Mean	STD	Median	USM Bench	Mean	STD	Median	College Bench	Mean	STD	Median	School Bench	Mean	STD	Median
14/22 (63.64%)	1.00	0.00	1.00	22470	1.15	0.35	1.00	10654	1.19	0.40	1.00	2168	1.17	0.37	1.00

10 - Please indicate the requirement status for the following textbooks or course materials.

Course packet

Response Option	Weight	Frequency	Percent	Percent Responses	Means										
Required	(1)	3	23.08%		1.57	1.74	1.74	1.80							
Not required	(2)	4	30.77%												
Not Applicable	(0)	6	46.15%												
					0	25	50	100							
					Question	USM Bench	College Bench	School Bench							
Response Rate	Mean	STD	Median	USM Bench	Mean	STD	Median	College Bench	Mean	STD	Median	School Bench	Mean	STD	Median
13/22 (59.09%)	1.57	0.53	2.00	20376	1.74	0.44	2.00	9773	1.74	0.44	2.00	1956	1.80	0.40	2.00

Course: ENG-101-H003: ENG 101 H003 - Composition One
Instructor: Jennifer Peterson *
Response Rate: 16/22 (72.73 %)

10 - Please indicate the requirement status for the following textbooks or course materials.

Custom textbook or bundled product (e.g. book access code)

Response Option		Weight	Frequency	Percent	Percent Responses	Means									
Required		(1)	5	35.71%		1.50	1.62	1.63	1.66						
Not required		(2)	5	35.71%											
Not Applicable		(0)	4	28.57%											
						0	25	50	100						
						Question	USM Bench	College Bench	School Bench						
Response Rate	Mean	STD	Median	USM Bench	Mean	STD	Median	College Bench	Mean	STD	Median	School Bench	Mean	STD	Median
14/22 (63.64%)	1.50	0.53	1.50	20745	1.62	0.49	2.00	9916	1.63	0.48	2.00	1988	1.66	0.47	2.00

10 - Please indicate the requirement status for the following textbooks or course materials.

Course material offered exclusively online through a publisher or third-party website

Response Option		Weight	Frequency	Percent	Percent Responses	Means									
Required		(1)	2	15.38%		1.75	1.57	1.59	1.62						
Not required		(2)	6	46.15%											
Not Applicable		(0)	5	38.46%											
						0	25	50	100						
						Question	USM Bench	College Bench	School Bench						
Response Rate	Mean	STD	Median	USM Bench	Mean	STD	Median	College Bench	Mean	STD	Median	School Bench	Mean	STD	Median
13/22 (59.09%)	1.75	0.46	2.00	20897	1.57	0.50	2.00	10000	1.59	0.49	2.00	2000	1.62	0.49	2.00

10 - Please indicate the requirement status for the following textbooks or course materials.

Other

Response Option		Weight	Frequency	Percent	Percent Responses	Means									
Required		(1)	1	7.69%		1.75	1.74	1.72	1.62						
Not required		(2)	3	23.08%											
Not Applicable		(0)	9	69.23%											
						0	25	50	100						
						Question	USM Bench	College Bench	School Bench						
Response Rate	Mean	STD	Median	USM Bench	Mean	STD	Median	College Bench	Mean	STD	Median	School Bench	Mean	STD	Median
13/22 (59.09%)	1.75	0.50	2.00	18250	1.74	0.44	2.00	8915	1.72	0.45	2.00	1829	1.62	0.49	2.00

11 - Where did you acquire your textbooks or course materials?

Response Option	Weight	Frequency	Percent	Percent Responses	
Campus bookstore	(1)	15	100.00%		
Off-campus bookstore	(2)	0	0.00%		
Online retailer	(3)	0	0.00%		
Other	(4)	0	0.00%		
Not applicable	(5)	0	0.00%		
Response Rate		15/22 (68.18%)			

12 - How did you acquire your textbooks or course materials?

Response Option	Weight	Frequency	Percent	Percent Responses	
Buy new	(1)	9	60.00%		
Buy used	(2)	1	6.67%		
Rent	(3)	8	53.33%		
Other	(4)	0	0.00%		
Response Rate		15/22 (68.18%)			

Course: ENG-101-H003: ENG 101 H003 - Composition One
Instructor: Jennifer Peterson *
Response Rate: 16/22 (72.73 %)

13 - When did you acquire your textbooks or course materials?																		
Response Option				Weight	Frequency	Percent	Percent Responses				Means							
Prior to the first day of class				(1)	5	33.33%	■				2.00		1.56		1.60		1.67	
During the first week of class				(2)	5	33.33%	■											
After the first week of class				(3)	5	33.33%	■											
Did not purchase course materials or textbooks				(4)	0	0.00%												
										0	25	50	100	Question	USM Bench	College Bench	School Bench	
Response Rate	Mean	STD	Median	USM Bench	Mean	STD	Median	College Bench	Mean	STD	Median	School Bench	Mean	STD	Median			
15/22 (68.18%)	2.00	0.85	2.00	23336	1.56	0.77	1.00	11134	1.60	0.81	1.00	2268	1.67	0.83	1.00			

14 - Did the assignments or readings incorporate the required textbooks or course materials?																		
Response Option				Weight	Frequency	Percent	Percent Responses				Means							
Yes				(1)	15	100.00%	■				1.00		1.07		1.09		1.06	
No				(2)	0	0.00%												
										0	25	50	100	Question	USM Bench	College Bench	School Bench	
Response Rate	Mean	STD	Median	USM Bench	Mean	STD	Median	College Bench	Mean	STD	Median	School Bench	Mean	STD	Median			
15/22 (68.18%)	1.00	0.00	1.00	23305	1.07	0.25	1.00	11110	1.09	0.28	1.00	2261	1.06	0.23	1.00			

15 - Please provide any additional comments regarding your textbooks or course materials.	
Response Rate	3/22 (13.64%)
<ul style="list-style-type: none"> As a music major, I intended to rent my textbooks for my gen ed classes such as english comp. However, I had to buy the required textbook due to it being a brand new edition. I would like to see it available for rent in the future. N/A The textbook came in several weeks late for all members of the class. Now, this was no one's fault, and the problem was resolved in the end. 	